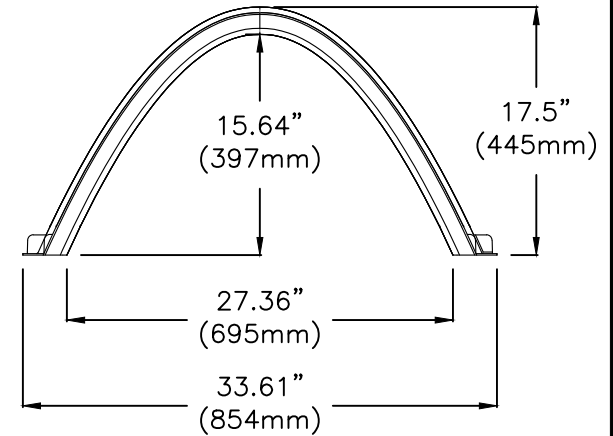


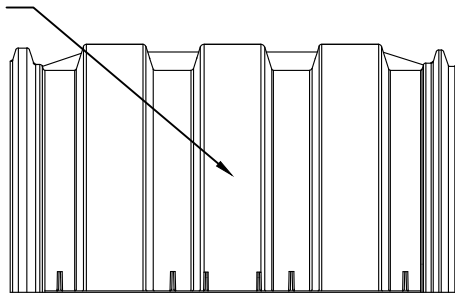
M-6 CHAMBER SPECS	
NOMINAL DIMENSIONS (LAYUP LENGTH X WIDTH X HEIGHT)	29.58" X 33.61" X 17.5" (751mm X 854mm X 445mm)
BARE CHAMBER STORAGE	5.6 CUBIC FEET (0.159 CUBIC METERS)
*MIN INSTALLED STORAGE	11.36 CUBIC FEET (0.322 CUBIC METERS)
CHAMBER WEIGHT	14 lbs (6.35 kg)
STORAGE PER LINEAR UNIT WITHOUT STONE	2.27 FT ³ /FT (0.211 M ³ /M)
STORAGE PER LINEAR UNIT WITH STONE	4.61 FT ³ /FT (0.428 M ³ /M)

*ASSUMING A MIN OF 6" (152mm) STONE ABOVE AND BELOW AND 6" (152mm) BETWEEN ROWS WITH 40% STONE POROSITY (DOES NOT INCLUDE 12" (305mm) PERIMETER STONE VOLUME)

NOTE: M-6 CHAMBER DETAILS TESTED AND RATED TO EXCEED HS-25 LOAD CONDITIONS WITH 18" (457mm) OF COVER AND NO PAVEMENT.

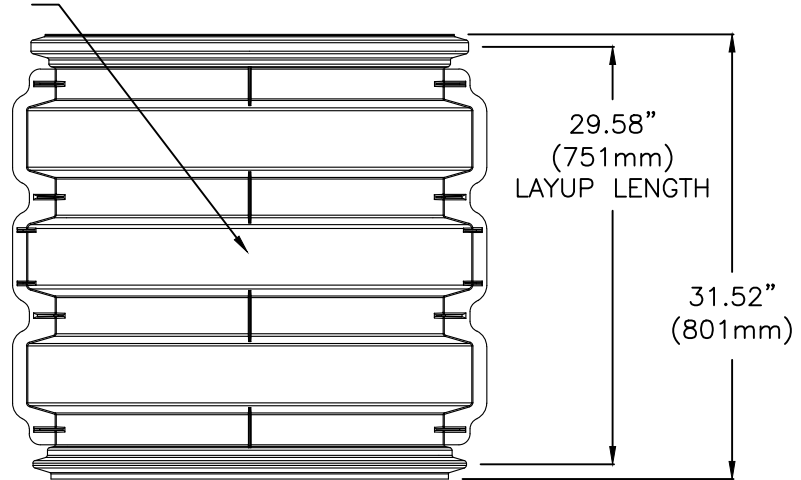


ø8" (200mm)
MAX O.D. FOR
SIDE CONNECTION



3.60" (91mm)
2x4 SPACER SLOT TO HELP
KEEP CHAMBER ROWS STRAIGHT

ø12" (300mm)
MAX O.D. FOR
TOP CONNECTION



CONCEPTUAL PLAN DISCLAIMER
THIS GENERIC DETAIL DOES NOT ENCOMPASS THE SIZING, FIT, AND APPLICABILITY OF THE TRITON CHAMBER SYSTEM FOR THIS SPECIFIC PROJECT. IT IS THE ULTIMATE RESPONSIBILITY OF THE DESIGN ENGINEER TO ASSURE THAT THE STORMWATER SYSTEM DESIGN IS IN FULL COMPLIANCE WITH ALL APPLICABLE LAWS AND REGULATIONS. TRITON PRODUCTS MUST BE DESIGNED AND INSTALLED IN ACCORDANCE WITH TRITON'S MINIMUM REQUIREMENTS. TRITON STORMWATER SOLUTIONS DOES NOT APPROVE PLANS, SIZING, OR SYSTEM DESIGNS. THE DESIGN ENGINEER IS RESPONSIBLE FOR ALL DESIGN DECISIONS.

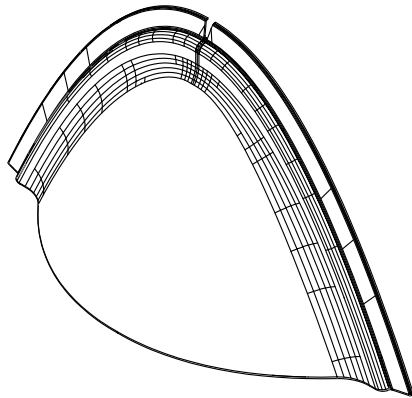


7600 EAST GRAND RIVER, STE.195
BRIGHTON, MI 48114
PHONE: (810) 222-7652 • FAX: (810) 222-1769
WWW.TRITONSW.COM

M-6 CHAMBER DETAIL

TRITON - STANDARD DETAILS

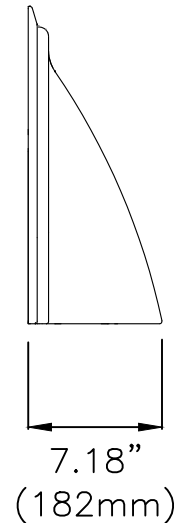
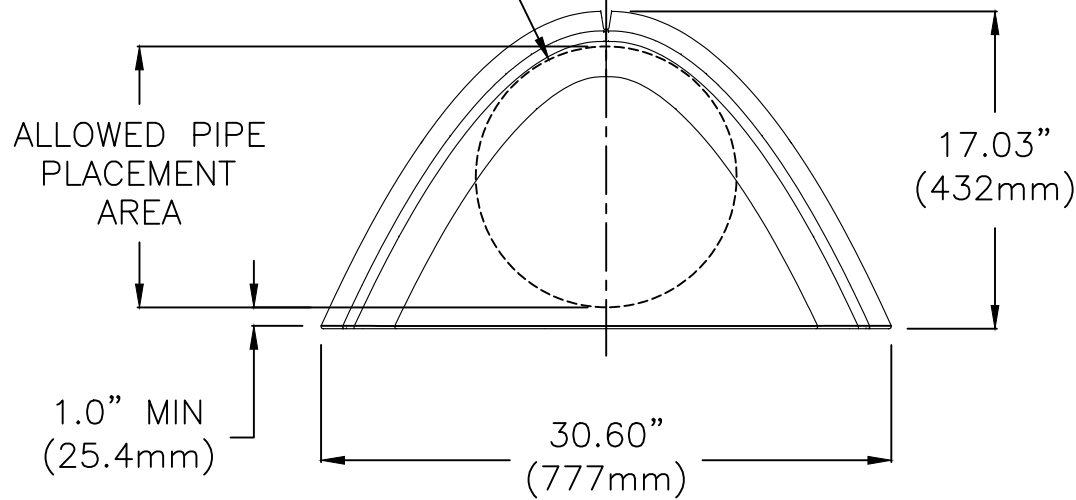
REVISED:
03-24-20 JWM



M-6 END CAP SPECS	
NOMINAL DIMENSIONS (LAYUP LENGTH X WIDTH X HEIGHT)	7.18" X 30.60" X 17.03" (183mm X 777mm X 432mm)
BARE END CAP STORAGE	0.533 CUBIC FEET (0.015 CUBIC METERS)
*MIN INSTALLED STORAGE	2.26 CUBIC FEET (0.064 CUBIC METERS)
*ASSUMING A MIN OF 6" (152mm) STONE ABOVE AND BELOW AND 6" (152mm) BETWEEN ROWS WITH 40% STONE POROSITY (DOES NOT INCLUDE 12" (305mm) PERIMETER STONE VOLUME)	

∅14" (350mm) MAX O.D.
FOR END CONNECTION

ALL PIPE CONNECTIONS
MUST BE INSTALLED ALONG
CHAMBER CAP CENTERLINE.



THE END CAP FITS UP INSIDE THE LAST
CONNECTING RIBS OF THE M-6 CHAMBER

CONCEPTUAL PLAN DISCLAIMER
THIS GENERIC DETAIL DOES NOT ENCOMPASS THE SIZING, FIT, AND APPLICABILITY OF THE TRITON CHAMBER SYSTEM FOR THIS SPECIFIC PROJECT. IT IS THE ULTIMATE RESPONSIBILITY OF THE DESIGN ENGINEER TO ASSURE THAT THE STORMWATER SYSTEM DESIGN IS IN FULL COMPLIANCE WITH ALL APPLICABLE LAWS AND REGULATIONS. TRITON PRODUCTS MUST BE DESIGNED AND INSTALLED IN ACCORDANCE WITH TRITON'S MINIMUM REQUIREMENTS. TRITON STORMWATER SOLUTIONS DOES NOT APPROVE PLANS, SIZING, OR SYSTEM DESIGNS. THE DESIGN ENGINEER IS RESPONSIBLE FOR ALL DESIGN DECISIONS.



7600 EAST GRAND RIVER, STE. 195
BRIGHTON, MI 48114
PHONE: (810) 222-7652 • FAX: (810) 222-1769
WWW.TRITONSWS.COM

M-6 CHAMBER END CAP DETAIL

TRITON - STANDARD DETAILS

REVISED:
02-26-16 JWM

TRITON M-6 PRODUCT SPECIFICATIONS

1.0 General

1.1 Triton chambers are designed to control stormwater runoff. As a subsurface retention or detention system, Triton chambers retain and allow effective infiltration of water into the soil. As a subsurface detention system, Triton chambers detain and allow for the metered flow of water to an outfall.

2.0 Chamber Parameters

- 2.1 The chamber shall be injection compression molded of a structural grade 1010 green soy resin composite to be inherently resistant to environmental stress cracking (ESCR), creep, and to maintain proper stiffness through temperature ranges of -40 degrees Fahrenheit to 180 degrees Fahrenheit (-40 degrees Celsius to 82.2 degrees Celsius).
- 2.2 The nominal chamber dimensions of the Triton M-6 shall be 17.5 inches tall (445 millimeters), 33.61 inches wide (854 millimeters) and 31.5 inches long (800 millimeters). Lay-up length is 29.58 inches (751 millimeters).
- 2.3 The chamber shall have an elliptical curved section profile.
- 2.4 The chamber shall be open-bottomed.
- 2.5 The chamber shall incorporate an overlapping corrugation joint system to allow chamber rows to be constructed.
- 2.6 The nominal storage volume of a Triton M-6 chamber shall be 11.36 cubic feet (0.322 cubic meters) per chamber when installed per Triton's typical details. This equates to 1.40 cubic feet (0.040 cubic meters) of storage per square foot of bed. This does not include perimeter stone.
- 2.7 The chamber shall have both of its ends open to allow for unimpeded hydraulic flows and visual inspections down a row's entire length.
- 2.8 The chamber shall have five corrugations to achieve strengths defined above.
- 2.9 The chamber shall have five circular and elliptical, indented and raised, surfaces on the top to the chamber for a maximum of 12 inch (300 millimeter) diameter optional top feed inlets, inspection ports and/or clean-out access ports.
- 2.10 The chamber side shall be capable of accepting pipe O.D. up to 8 inches (200 millimeters).
- 2.11 The chamber shall be analyzed, designed and field tested using AASHTO LRFD bridge design specifications 1. Design live load shall meet or exceed the AASHTO HS-25 or a rear axle load of 40,000 pounds (18,143 kg). Design shall consider earth and live loads without pavement as appropriate for the minimum 18 inches (457 millimeters) of total cover to a maximum total cover of 50 feet (15.24 meters).

- 2.12 The chamber shall be manufactured in an ISO/TS16949:2002 and ISO 14001:2004 certified facility
- 2.13 The service life of the product is over 60 years under a constant sustained load of 10,000 PSI (68.95 Mpa) which is equal to the H-20 loading condition. Under typical loading conditions the Chamber and End Cap has a useful life span of 120 years from date of when manufactured.

3.0 End Cap Parameters

- 3.1 The end cap shall be Injection Compression molded of 1010 green soy resin to be inherently resistant to environmental stress cracking (ESCR), creep and to maintain proper stiffness through temperature ranges of -40 degrees Fahrenheit to 180 degrees Fahrenheit (-40 degrees Celsius to 82.2 degrees Celsius).
- 3.2 The end cap shall be designed to fit inside the last corrugation of a chamber, which allows the capping of each end of the chamber row.
- 3.3 The end cap shall have 7 different diameter connection guides across the front face of the bull nosed surface. The maximum diameter that the end cap can accept is 14 inches (350 millimeters) PS46, ASTM F679 PVC pipe.
- 3.4 The end cap shall have excess structural adequacies to allow cutting an orifice of any size at any invert elevation.
- 3.5 The primary face of an end cap shall have five corrugations and be angled outward to resist horizontal loads generated near the edges of beds.
- 3.6 The end cap shall be manufactured in an ISO/TS16949:2002 and ISO 14001:2004 certified facility.
- 3.7 The service life of the product to be over 60 years under a sustained load of 10,000 PSI (68.95 Mpa) which is equal to the H-20 loading condition.
- 3.8 The nominal storage volume of a Triton M-6 end cap shall be 2.26 cubic feet (0.064 cubic meters) per end cap when installed per triton's typical details. This equates to 1.15 cubic feet (0.032 cubic meters) of storage per square foot of bed.

4.0 Installation

- 4.1 Installation shall be in accordance with the latest Triton Installation manual that can be downloaded from the Triton website: www.tritonsws.com/support/downloads

CONCEPTUAL PLAN DISCLAIMER
 THIS GENERIC DETAIL DOES NOT ENCOMPASS THE SIZING, FIT, AND APPLICABILITY OF THE TRITON CHAMBER SYSTEM FOR THIS SPECIFIC PROJECT. IT IS THE ULTIMATE RESPONSIBILITY OF THE DESIGN ENGINEER TO ASSURE THAT THE STORMWATER SYSTEM DESIGN IS IN FULL COMPLIANCE WITH ALL APPLICABLE LAWS AND REGULATIONS. TRITON PRODUCTS MUST BE DESIGNED AND INSTALLED IN ACCORDANCE WITH TRITON'S MINIMUM REQUIREMENTS. TRITON STORMWATER SOLUTIONS DOES NOT APPROVE PLANS, SIZING, OR SYSTEM DESIGNS. THE DESIGN ENGINEER IS RESPONSIBLE FOR ALL DESIGN DECISIONS.



7600 EAST GRAND RIVER, STE.195
 BRIGHTON, MI 48114
 PHONE: (810) 222-7652 FAX: (810) 222-1769
 WWW.TRITONSW.COM

M-6 PRODUCT SPECIFICATIONS

TRITON - STANDARD DETAILS

REVISED:
 08-18-20 JWM